

EARL LED BATTEN CCT SELECTABLE 20W, 40W, 60W, CCT3, IP20



PRODUCT INFORMATION DOCUMENT

FEATURES

- Correlated Colour Temperature (CCT) selectable via 3 way switch under one of end caps
- Low profile aluminium housing with polycarbonate end caps and diffuser
- polycarbonate end caps and diffuser
- Large screw terminal block allowing max 2.5mm² conductors
- Rear centre position cable entry point fitted with cable grommet
- Suitable for switching by external PIR, Microwave or Photocell

CONSTRUCTION

- White powder coated extruded aluminium base
- White polycarbonate end caps
- Opal diffuser
- Composite FR4/Aluminium PCB



WARRANTY



LIFETIME



LUMENS PER W



IK RATING



IP RATING



OPERATING VOLTAGE



BEAM ANGLE



CCT



SAFETY CLASS

Product Code:	RER2006CCT3-01	RER4012CCT3-01	RER6015CCT3-01	RER6018CCT3-01
Comparable to:	2x18W T8	2x36W T8	2x58W T8	2x70W T8
Total Power (W):	19.2/18.4/19.0	39.2/37.2/39.2	52.5/50.6/52.1	52.8/50.7/52.4
Power Factor:	0.95	0.95	0.95	0.95
Total Light Output (lm):	2,010/2,240/2,160	3,340/3,960/3,580	5,910/6,530/6,290	6,030/6,650/6,450
Total Emergency Light Output (lm):	NA	NA	NA	NA
Efficacy (lm/cctW):	105/122/113	85/106/91	112/129/121	114/131/123
Lux at 1m (lux):	610/680/650	960/1,130/1,020	1,690/1,860/1,800	1,650/1,820/1,760
Emergency Lux at 1m (lux):	NA	NA	NA	NA
CCT (K):	3000/4500/6500	3000/4500/6500	3000/4500/6500	3000/4500/6500
CRI:	80	80	80	80
IP:	20	20	20	20
Operation Temperature (°C):	-20 ≤ Ta ≤ +40	-20 ≤ Ta ≤ +40	-20 ≤ Ta ≤ +40	-20 ≤ Ta ≤ +40
Inrush Current:	19A/0.36us	17.8A/0.4us	18A/0.36us	14.5A/0.11us
RG Value:	0	0	0	0
SDCM:	6	6	6	6
P _{ST} LM:	NA	NA	NA	NA
SVM:	NA	NA	NA	NA
Energy Class:	D	D	D	D
Rated Life to L70B50 (Hrs):	30000	30000	30000	30000
Dimensions ØxH (mm):	600x85x40	1200x85x40	1500x85x40	1800x85x40
Weight (kg):	0.5	0.9	1.1	1.3

Separate Control Gear Information

Type of Light Source:	LED	LED	LED	LED
Full Load Efficiency (%):	92	91	92	92
P _{NET} (W):	NA	NA	NA	NA
Dimensions (mm):	167x20x14	197x20x14	237x20x14	237x20x14

Product is certified to all the relevant standards.

Please contact our technical department for market specific compliances.

PLEASE NOTE: INFORMATION IN THIS DOCUMENT MAY BE SUBJECT TO CHANGE WITHOUT PRIOR NOTICE

IRE: TEL: +353 1 709 9000
UK: TEL: 0800 973 220
AUS: TEL: +61 7 3890 5444
NZ: TEL: +64 03 668 5285

WEB: ROBUS.COM
WEB: ROBUS.COM
WEB: ROBUS.COM.AU
WEB: ROBUSLED.CO.NZ

LED GROUP EUROPE · UK · AUSTRALIA · NEW ZEALAND · ASIA · MIDDLE EAST · AFRICA

EARL LED BATTEN CCT SELECTABLE

20W, 40W, 60W, CCT3, IP20

Cone Illuminance Diagram

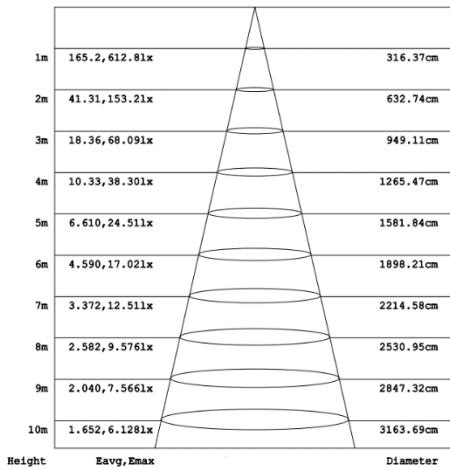

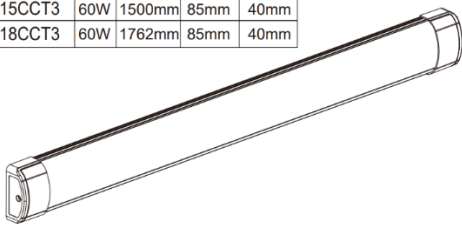


Diagram for RER2006CCT3-01 in 3000K. Other diagrams available on request

Dimension Diagram



		L	W	H
RER2006CCT3	20W	600mm	85mm	40mm
RER4012CCT3	40W	1200mm	85mm	40mm
RER6015CCT3	60W	1500mm	85mm	40mm
RER6018CCT3	60W	1762mm	85mm	40mm



Sensor Data

Time Off Delay:	NA
Illuminance Switching Range:	NA
Sensitivity Range (%):	NA
Mounting Height (max):	NA
Detection Zone Diameter (max):	NA

Polar Intensity Diagram

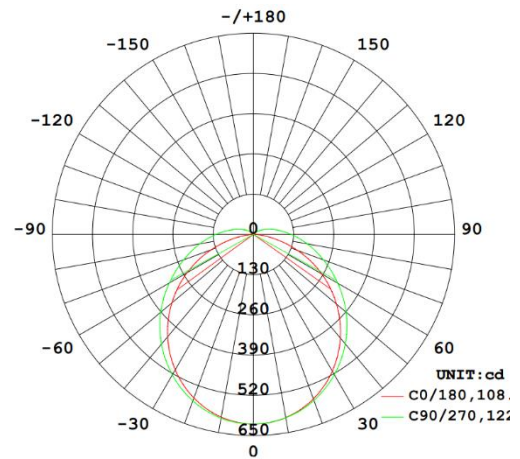


Diagram for RER2006CCT3-01 in 3000K. Other diagrams available on request

Accessories

NA